


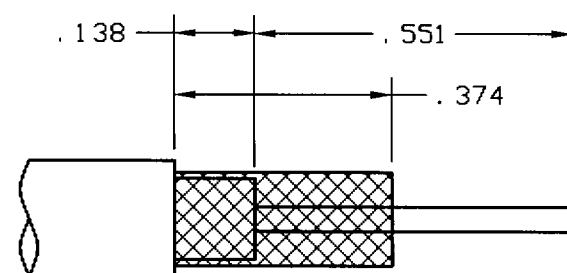
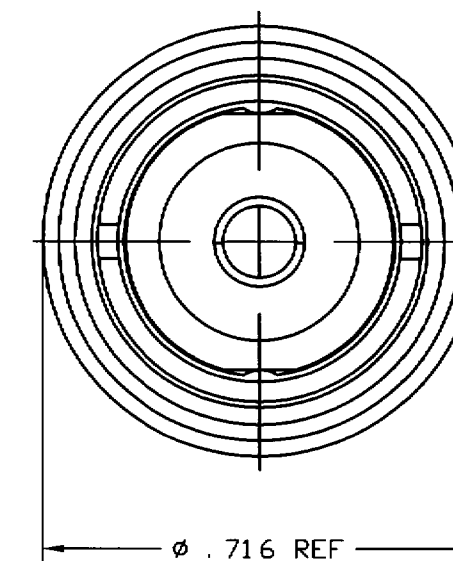
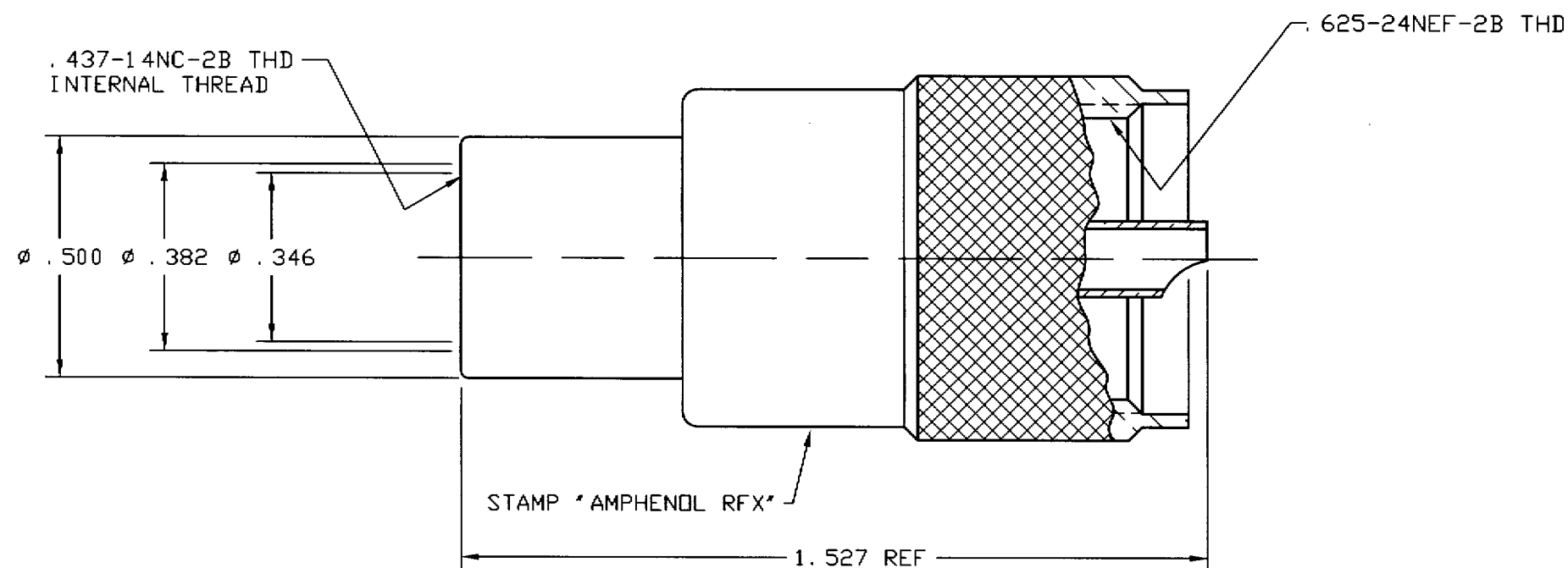
NOTES:

1. MATERIALS OF CONSTRUCTION:
BODY, COUPLING NUT = BRASS, NICKEL PLATED.
CONTACT = BRASS, SILVER PLATED.
INSULATOR = PHENOLIC, PANTONE 110C.
2. DO NOT SCALE THIS DRAWING.
3. UNLESS OTHERWISE SPECIFIED, ALL DIMENSIONS ARE AFTER PLATING.
4. PACKAGE IN BAG 999-296.



83-1 SP-15RFX

REVISIONS

DRAWING NO.	REV	DESCRIPTION	DATE	ECO	APPR
THIRD ANGLE PROJ. 		RELEASE TO MFG.			
	D	SEE SHEET 1	6/24/98	42520	CPM/

RECOMMENDED CABLE
STRIPPING DIM'S

CUSTOMER OUTLINE DRAWING

UNLESS OTHERWISE SPECIFIED, DIMENSIONS ARE IN INCHES AND TOLERANCES ARE: 2 PLACE DECIMAL 3 PLACE DECIMAL ANGLES ±.015 (0,381 mm) ±.005 (0,127 mm) ± 1°	MATERIAL	DRAWN C. McGRATH	DATE 6/11/98	TITLE UHF PLUG RG 8 CABLE GROUP PL-259 TYPE	Amphenol Amphenol Corporation RF/Microwave Operations Danbury, Conn. U.S.A. 06810
	REFERENCE	ENGINEER 	DATE 6/24/98		
NOTICE - These drawings, specifications, or other data (1) are, and remain the property of Amphenol Corp. (2) must be returned upon request; and (3) are confidential and not to be disclosed to any person other than those to whom they are given by Amphenol Corp. The furnishing of these drawings, specifications, or other data by Amphenol Corp., or to any other person to anyone for any purpose is not to be regarded by implication or otherwise in any manner licensing, granting rights or permitting such holder or any other person to manufacture, use or sell any product, process or design, patented or otherwise, that may in any way be related to or disclosed by said drawings, specifications, or other data.		APPROVED 	DATE 6/24/98	SCALE: 3:1 SHEET 2 OF 2	
		CAD FILE H:\DEPT611\UHF\083\1 SP\15RFXSHT2	CODE ID 74868	DWG SIZE B	DRAWING NO. 83-1 SP-15RFX
				REV D	

Mouser Electronics

Authorized Distributor

Click to View Pricing, Inventory, Delivery & Lifecycle Information:

[Amphenol:](#)

[83-1SP-15RFX](#)